

SUPTRACTOR

For 9 inch (Linn) Blackbird Farpoint

211 mm spindle-to-mount-centre
222 mm spindle to pivot

239.3mm pivot-to-stylus
23° offset

STEP 1

Spindle-to-pivot distance:

- push protractor hole onto spindle
- rotate protractor point to pivot point
- correct discrepancy (see manual) or...
- calculate new effective length

STEP 2

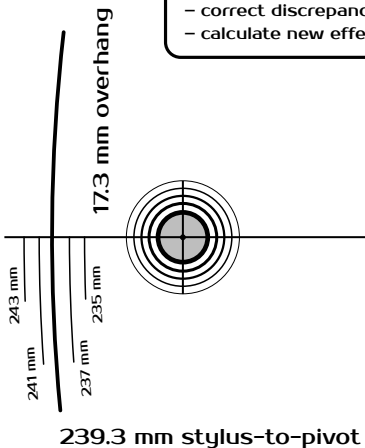
Pivot-to-stylus distance:

- place protractor point at pivot point
- lower stylus onto curves
- adjust cartridge for correct length


STEP 3

Cartridge offset angle:


- push protractor hole onto spindle
- rotate so stylus sits on null point
- align cartridge with grid
- repeat steps 2 and 3 until happy



66 mm
inner null



120.9 mm
outer null



CUT AWAY
GREY AREA

pivot point

